

Identify the Impact of an Innovative Evaluation Strategy on the Care of Babies Having Neonatal Abstinence Disorder

ARSLAN KHALID¹, ATIFA RASHID², SADDAF HINA³, KINZA TAHIR⁴, SUMERA ABDUL KARIM⁵, MUHAMMAD ZAFAR RANA⁶

¹*Ayub Teaching Hospital Abbottabad*

²*Medical Officer, Shifa Medical and Surgical Centre Gujjar Khan*

³*Jumber Hospital Neelum*

⁴*House officer, Pulmonology, Shaikh Zayed Hospital Lahore*

⁵*Fellow Paediatrics, Shaukat Khanum Hospital Lahore*

⁶*Ayub Medical College*

Correspondence to: Arslan Khalid, Email: atifarashid6@gmail.com

ABSTRACT

Aim: The prevalence of neonatal abstinence disorder is increasing, which places a huge strain on the nation's healthcare infrastructure. It's possible that using the usual Finnegan Neonatal Abstinence Scoring System diagnostic technique might result in newborns with NAS receiving needless opioid medication. Researchers came up with a whole new evaluation strategy, and in this paper, we will discuss how it influences the treatment of babies who have NAS.

Methods: Researchers took a historical look at the therapy choices made for sixty babies who had been exposed to opioids and were being cared for in the inpatient ward at Sir Ganga Ram Hospital in Lahore. While the FNASS scores of all newborns were monitored and recorded every three to seven hours, the Eat, Sleep, and Console assessment strategy were used to control them. Researchers evaluated the actual medical decisions that have been made using the ESC method with the projected treatment decisions that were based on the recorded FNASS scores. The administration of morphine upon delivery was the main outcome.

Results: When employing the ESC method, morphine was administered to 8 newborns, which is a sixteen percent success rate. In comparison, the FNASS method predicted that morphine would be administered to 32 infants, which represents a sixty-four percent success rate (P, .002). When compared to the FNASS method's prediction of 90 days (26.8 percent), the ESC method's prediction of starting or increasing morphine administration was accurate 10 days (3.8 percent) earlier (P, .002). It was noted there were no other possible complications or readmissions that occurred.

Conclusion: The frequency with which morphine was administered to infants who were handled using the ESC strategy was much lower than the frequency with which it will be administered if FNASS approach had been used. The ESC method is an efficient strategy for care of newborns diagnosed through NAS. This method restricts the use of pharmacologic therapy and has the potential to result in significant decreases in the amount of time spent in the hospital.

Keywords: Neonatal Abstinence Syndrome, Nation's Healthcare Infrastructure.

INTRODUCTION

Neonatal abstinence disorder is a constellation of neurologic, gastrointestinal, and musculoskeletal abnormalities that are linked with opioid withdrawal. It can occur in newborns whose mothers took opioids throughout pregnancy. The rate of NAS in Pakistan has almost quadrupled, rising from 1.3 cases per 1100 births in 2018 to 4.9 cases per 1100 births in 2021 [1]. The researchers observed that average duration of stay for babies preserved with NAS from July 2019 to June 2020 was 23 days. This information was gleaned from a big national database that was used in the research. This higher prevalence of NAS, in conjunction with the delayed ALOS, has imposed a burden on the health care system that is estimated to be worth \$2.6 billion annually [2]. If non-pharmacologic treatments are unsuccessful, the American Academy of Pediatrics recommends beginning treatment with opioids and other adjuvant drugs. In furthermore, experts suggested by means of scoring questionnaire to measure symbols of extraction in report. Furthermore, researchers report that 96 percent of organizations use Finnegan Neonatal Abstinence Marking Scheme to director pharmacologic dealing [3]. These findings were found in a survey that was conducted in 2019. The FNASS provides the score founded on 22 medical indications of withdrawal, and scores of ≥ 9 suggest the necessity for pharmacologic therapy in the majority of hospital regimens. Since its creation in the middle of the 1980s, FNASS was utilized to attend care of newborns diagnosed through NAS. Despite the fact that it has gained widespread acceptability, the FNASS is still not confirmed, nor have the frequently used score cutoffs been put to the test [4]. The score of 9 would seem to have been descended from the subsequent statement from Finnegan's initial article from 1978: The newborn through the score of 8 or fewer remained not prescribed for treatment for the sobriety symptoms even though, in our encounter, he might well recover speedily by swaddling also demand feedings. Infants whom score remained 9 or above remained regarded pharmacologically [5].

METHODOLOGY

Researchers conducted a retrospective study in which we especially in comparison the procedure choices made for infants who had been subjected to opioids and were directed by our innovative assessment approach to the clinical judgement that were expected to be made for much the same infants using a conventional FNASS methodology. The participants of the research were all newborns admitted to our inpatient unit between July 2019 and June 2020 who had been exposed to opioids during pregnancy and were being cared for here. Throughout that time period, babies who had been exposed to opioids during pregnancy were first cared for in the well-newborn nursery before being moved to the regular acute ward for the continuation of their NAS treatment. Most opioid-exposed babies have been handled by adopting our normal NAS inpatient unit recommendations, comprising regular first-line, non-pharmacologic therapies just like provided that less stimulation environment, rooming-in, swaddling, also on-demand feedings. Opioid-exposed newborns remained primarily handled on regular inpatient unit if they had additional medical issues necessitating care in NICU or here remained not any available beds on general inpatient unit. It throughout process of experiment, choices concerning start of pharmacologic handling remained made for all newborns who had been revealed to opioids by using our new method, which was based on three aspects: eating, sleeping, and incontestability. These factors were taken into consideration when making strategic decisions. The main outcome examined was the percentage of individuals initiated on morphine treatment by utilizing ESC strategy associated through expected quantity of individuals whom must be put on morphine through the FNASS method.

RESULTS

We looked at 60 patients diagnosed who remained handled on our overall inpatient unit and had prenatal testosterone to opioids.

These individuals had the entire of 299 hospital days, which resulted in an ALOS of 6.8 days. Eighty-three percent of such infants were subjected to methadone during their mothers' pregnancies, sixteen percent were added to buprenorphine, and seven percent remained visible to short-acting opioids (Table 1). When compared to FNASS strategy, which had concluded in the commencement of morphine treatment for 33 children (66 percent), the ESC approach resulted in the initiation of morphine treatment for just 7 infants (14 percent) (P, .002). Utilizing the ESC strategy, morphine was started or raised on 10 patient days, which is 3.8 percent, however using the FNASS strategy, morphine would have been started or raised on 78 patient days, which is 27.9 percent (P =.002) (Table 2).

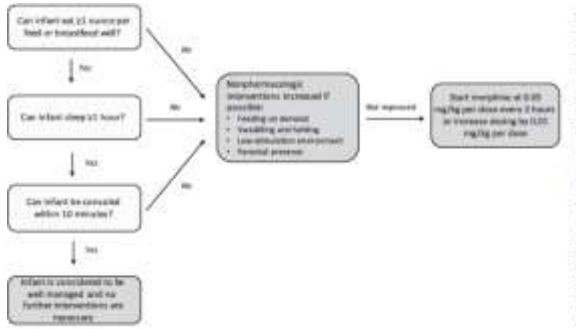


Figure 1:

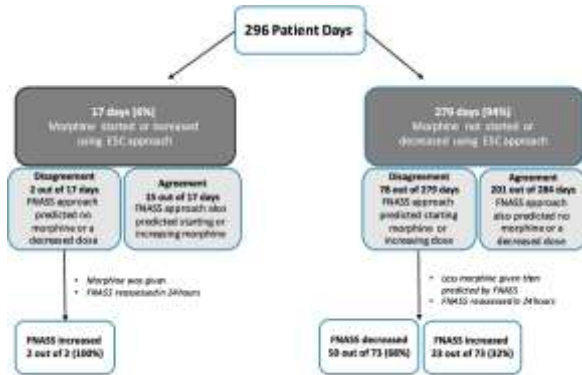


Figure 2:

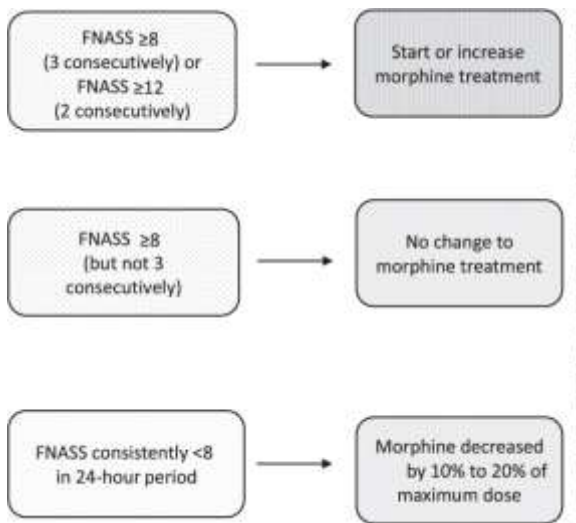


Figure 1:

There have been sixty individuals, that is seventy-five percent, in whom the two methods produced contradictory results. Utilizing the ESC method resulted in either not any change or a drop in morphine dosage, and using FNASS method might have resulted in higher in morphine treatment. Across the course of 82 days, several conflicts took place (27.5 percent). On day afterwards the kind of dispute, normal FNASS score remained lower on 68.4 percent of days, in addition it dropped 0.8 points overall (96 percent confidence interval: 1.41–2.38) (P 5 .02). Utilizing the ESC technique, the morphine dosage was maintained at the same level for patients diagnosed, which is six percent of the total, whereas using the FNASS strategy would have suggested lowering the morphine dosage for all of the sick people. This kind of dispute took place on two separate days (0.8 percent). The FNASS results improved by an average of 1.8 points the day following these arguments, which occurred the day before each test (Fig 3).

Table 1:

	Baseline
Girls, n (%)	30 (60)
Apgar score at 5 minb	8.9 6 + 0.3
Birth weight, kgb	3.1 6 + 0.5
Breastfed, n (%)c	19 (38)
Head circumference, cmb	32.9 + 6 1.6
Weight loss from birth weight, %b	9.3 + 7 4.4
Maximum weight loss, %b	8.7 + 7 3.7
Length of stay, db	6.8 + 2.1
Alcohol, n (%)	4 (8)
Public insurance, n (%)	45 (90)
Methadone	42 (84)

Table 2:

	Forecast Result Via FNASS Method	Result With ESC Method	P-value
Infants through NAS	33 (66)	9 (18)	.002
Similar morphine dose	29 (9.8)	9 (3.0)	.002
Reduced morphine dose	35 (11.8)	21 (7.1)	.002
Amplified morphine dose	76 (25.7)	8 (2.7)	.002
Not any morphine	156 (52.7)	258 (87.2)	.002

DISCUSSION

If we had employed the ESC strategy instead of the FNASS technique, then a considerably less percentage of newborns would have been subjected to pharmacologic therapy [6]. This is what our findings imply. If we had used the FNASS as a guide for treatment, we would have administered opioid remedy to 27 extra babies; this is an increment of 53.7% [7]. In fact, the babies in this study had a much shorter ALOS than infants in the majority of the studies that came before it, and they did not have any notable opposing actions or readmissions. The ALOS that we found in the current research remained 6.8 days [8]. Presuming the morphine trying to wean protocol of 12 percent of original dose every day also pretentious, in the best-case scenario, that every infant weaned every day, ALOS by means of FNASS protocol could be at least 13 days longer for those 30 participants, for the overall of 260 supplemental individual days. In other words, number of healthcare days would have increased by 260 [9]. Utilization of the FNASS as part of the management strategy for NAS is considered to be the gold standard in Pakistan. Researchers from three quality development initiatives that either reduced FNASS score or abandoned this completely exhibited an ALOS that was lower than national average without causing any harmful effects [10].

CONCLUSION

The frequency with which morphine was administered to infants who were handled utilizing the ESC strategy was much lower than what it would have had the FNASS technique been used. The ESC strategy is a successful therapeutic technique for the care of babies who have NAS. This technique reduces the amount of

pharmacologic medication that is administered, and it could lead to decreases in the amount of time spent in the hospital. It is necessary to do further research in order to evaluate the long-term underinvestment results that are connected with the many different assessment and intervention strategies.

REFERENCES

- O'Donnell M, Nassar N, Leonard H, Hagan R, Mathews R, Patterson Y. et al. Increasing prevalence of neonatal withdrawal syndrome: population study of maternal factors and child protection involvement. *Pediatrics*. 2019;123:e614–21. <https://doi.org/10.1542/peds.2008-2888>.
- Corr TE, Schaefer EW, Paul IM. Growth during the first year in infants affected by neonatal abstinence syndrome. *BMC Pediatr*. 2018;18:343. <https://doi.org/10.1186/s12887-018-1327-0>.
- Martinez A, Kastner B, Taeusch HW. Hyperphagia in neonates withdrawing from methadone. *Arch Dis Child Fetal Neonatal Ed*. 2019;80:F178–82. <https://doi.org/10.1136/fn.80.3.f178>.
- Lee SM, Kim N, Namgung R, Park M, Park K, Jeon J. Prediction of postnatal growth failure among very low birth weight infants. *Sci Rep*. 2018;8:3729. <https://doi.org/10.1038/s41598-018-21647-9>.
- Towers CV, Hyatt BW, Visconti KC, Chernicky L, Chattin K, Fortner KB. Neonatal head circumference in newborns with neonatal abstinence syndrome. *Pediatrics*. Jan 2019;143. <https://doi.org/10.1542/peds.2018-0541>
- Serra AE, Lemon LS, Mokhtari NB, Parks WT, Catov JM, Venkataram R. et al. Delayed villous maturation in term placentas exposed to opioid maintenance therapy: a retrospective cohort study. *Am J Obstet Gynecol*. 2021;216:418.e1–5. <https://doi.org/10.1016/j.ajog.2016.12.016>.
- Ong KK, Preece MA, Emmett PM, Ahmed ML, Dunger DB, Team AS. Size at birth and early childhood growth in relation to maternal smoking, parity and infant breast-feeding: longitudinal birth cohort study and analysis. *Pediatr Res*. 2002;52:863–7. <https://doi.org/10.1203/00006450-200212000-00009>.
- Corsi DJ, Hsu H, Fell DB, Wen SW, Walker M. Association of maternal opioid use in pregnancy with adverse perinatal outcomes in Ontario, Canada, from 2012 to 2018. *JAMA Netw Open*. 2020;3:e208256. <https://doi.org/10.1001/jamanetworkopen.2020.8256>.
- Jones HE, Kaltenbach K, Heil SH, Stine SM, Coyle MG, Arria AM. et al. Neonatal abstinence syndrome after methadone or buprenorphine exposure. *N. Engl J Med*. 2020;363:2320–31. <https://doi.org/10.1056/NEJMoa1005359>.
- Kraft WK, Adeniyi-Jones SC, Chervoneva I, Greenspan JS, Abatemarco D, Kaltenbach K. et al. Buprenorphine for the treatment of the neonatal abstinence syndrome. *N. Engl J Med*. 2021;376:2341–8. <https://doi.org/10.1056/NEJMoa1614835>.